

Virtual Introduction to Kindergarten at Viola Desmond Public School

Welcome

مرحباً بكم

Hoş Geldiniz

Добро пожаловать

सुस्वागतम्

جی آیاں نون

환영합니다

歡迎

நல்வரவு

Chào mừng

خوش آمدید

欢迎光临

Introduction to Kindergarten

[Virtual Introduction to Kindergarten](#)

is an overview of the York Region District School Board Kindergarten program

You are your child's first teacher and are the most powerful influence on their learning, development, health, and well-being.



Welcome to Viola Desmond P.S!

Viola Desmond P.S is a brand new school.
We opened in the fall of 2019.



Our Kindergarten Educator Teams

Educators work together to support each child. The Kindergarten team consists of:

- a designated early childhood educator (DECE)
- a classroom teacher
- a prep-coverage (planning time) teacher




The Kindergarten Learning Environment

The learning environment in Kindergarten reflects students' lived experiences, social identities and honours multilingual learners.



Our Classrooms at Viola Desmond P.S



Play-based Learning Indoors

Children have opportunities to choose from a variety of play based learning experiences across the day.



Play-based Learning Outdoors



The Kindergarten Program includes learning in the outdoors as part of the instructional day.



Supporting Our Learners



As an example, Kindergarteners writing the word WELCOME will have different representations of what that word looks and sounds like

- Our students are all at various stages of development and learning.
- Educators understand that each child's needs and next steps are unique and honour this through differentiated learning and instruction.
- Knowing our learners helps to inform responsive decisions for supporting the development of literacy skills in a play based program.

Kindergarten at Viola Desmond P.S.



Start & End Times: 9:10 a.m. - 3:40 p.m.

Block 1: 9:10 - 10:50 (100 minutes)

Recess: 10:50 - 11:20 (30 minutes)

Block 2: 11:20 - 1:00 (100 minutes)

Lunch: 1:00 - 2:00 (60 minutes)

Block 3: 2:00 - 3:40 (100 minutes)



Entering our Learning Spaces



- Adult supervision begins at 8:55 a.m.
- Students enter the classrooms at the front of the school upon arrival between 8:55 and 9:05 a.m.
- Instruction begins **promptly** at 9:10 a.m.
- You may choose to drop your child off at the gated kindergarten area at the front of the school and walk them to the door
- Or you might choose to use our kiss and ride area in the parking lot where you can remain in your car (without parking) and a staff member will greet your child and walk them into the school

End of Day Routine



- Dismissal is at 3:40 p.m. (arrive a few minutes early if you are picking up your child at the kindergarten gate)
- If your child is taking the bus, a staff member will walk your child to their bus and ensure they get on safely at the end of each day
- If your child is attending day care at Viola Desmond (Upper Canada Day Care), a staff member from their team will pick up your child directly from our classroom at the end of the day

Recess Time



Children have the opportunity to go outside for recess each day.

Recess time:

10:50-11:20 a.m.

1:20-2:00 p.m.

Lunch & Snack



In Kindergarten, many children make choices about going to the snack table when they are hungry. Educators support children as they begin to do this independently.


Lunch & Snack Tips

Pack food that:

- does not contain peanut or nut products (Please let the school know if your child has a life threatening allergy)
- your child is able to eat independently
- your child likes! (Healthy food encouraged : -)
- does not require heating or refrigeration (you might use ice packs)

We ask that:

- all waste/leftover food goes home (“Litterless Lunches”)
- You send a reusable water bottle (not glass) with a small opening/straw



Preparing lunches/snacks with your child the night before can make getting ready for school easier the next day.

Lunch & Snack Tips

Pack your child's snack/lunch in containers that are easy for your child to open and eat independently. Here are some examples below:



Washroom and Self-Help Routines



At school, children:

- Use the washroom independently
*** (Review hand-washing routine at home)
- Practise dressing and undressing independently (zippers, buttons, coat, hats, mittens, shoes)



What will my child need?

- An extra change of clothing in a labelled bag (in case of bathroom accidents, spills, and messy play)
- A pair of indoor shoes and a pair of outdoor shoes (velcro supports independence)
- A backpack **large** enough to hold their lunch bag, water bottle, Communication Folder (you will receive this in September) and library books. To support independence, avoid tiny backpacks and ones with wheels.

****Please label everything with your child's name**



Before and After Care Program

If you require Before and After Care, please visit Upper Canada's website to find out more information:

[Viola Desmond Children's Centre](#)



Upper Canada
Child Care


Will Your Child be Taking the Bus?



Eligibility for Transportation:

- Kindergarten to Grade 3 - greater than 1.2 kilometres from school
- Grades 4 to 8 - greater than 1.6 kilometres from school
- Access information on the STS website <http://net.schoolbuscity.com/> after August 1

The First Day of Kindergarten



The First Day of Kindergarten

- Year 2 students attend for the whole day on their first day of school
- In the past, half of our Year 1 students will attend from **11:30 a.m. to 12:30 p.m.** and half will attend from **2:15 to 3:15 p.m.** on the first day
- All Year 1 and Year 2 students attend and follow a regular schedule on the second school day
- You will receive more information in the summer about what first day routines will look like for Year 1 students
- School transportation is not provided on the first day for Year 1 students and will begin on the second day of school
- Families say goodbye at the gate (you can do it!)

Preparing For The First Day of School!

Over the summer:

- Establish bedtime routines and morning routines.
- Practise independence: e.g., putting on jacket and shoes, going to the washroom, washing hands
- Arrive on time and practice your goodbye routine ahead of time
- Your child may cry and **that is OK**, we will take care of them. It is important to bring them back again the next day and follow the same routine.
- [Learning Through Play at Home](#) provides a variety of play-based learning experiences for learning together with your child - through play!



Tips for the First Day of Kindergarten



1. Get up in time to allow for a relaxed morning routine.
2. Send a family photo in your child's backpack that they can visit throughout the day if they need to feel connected to you.
3. Remind your child of who is picking them up.
4. Use a goodbye routine you have practiced with your child.
5. Remember to remain cheerful and reassure your child that they will be okay!



Messages From Our Current Students!



**"I like to learn new words and play with Lego."
-Year 1 student**



**"I love my teachers. They are the best! Also, your classmates will be so friendly and nice! I hope we have so much fun together!"
-Year 2 student**

We Look Forward to Welcoming You!



We can't wait to partner with you as your child begins school!

If you have any questions please feel free to reach out to us.

Viola Desmond Public School

Thank You!